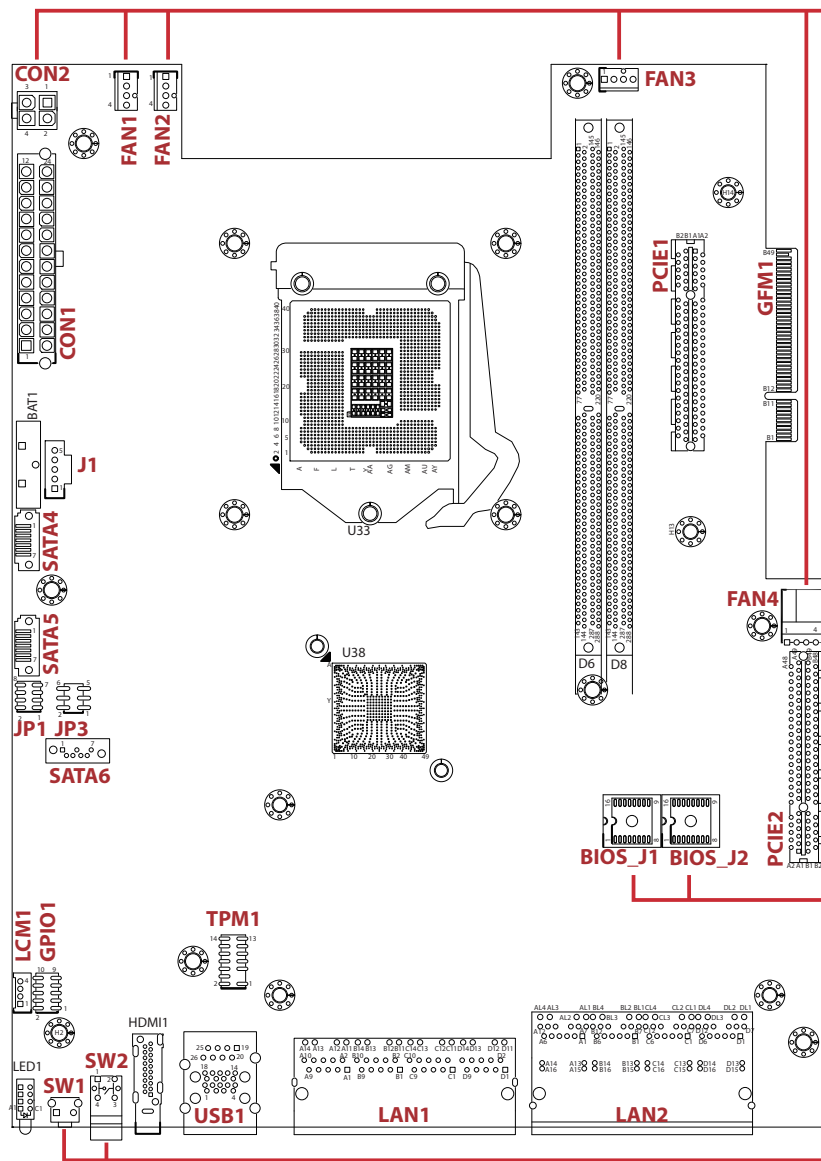


NSA 3190A Quick Reference Guide



CON2: Internal 12V Power Conn.

Pin	Signal	Pin	Signal
01	GND	03	12V
02	GND	04	12V

FAN1/FAN2/FAN3/FAN4: FAN Wafer Conn.

Pin	Signal	Pin	Signal
01	GND	03	FAN_TACH
02	12V	04	FAN_PWM

PCIE2: PCIe Slot (non-standard)

Pin	Signal	Pin	Signal	Pin	Signal	Pin	Signal	Pin	Signal
A1	GND	A21	RXP	A41	GND	B12	NC	B32	GND
A2	12V	A22	RXN	A42	GND	B13	GND	B33	TXP
A3	12V	A23	GND	A43	RXP	B14	TXP	B34	TXN
A4	GND	A24	GND	A44	RXN	B15	TXN	B35	GND
A5	PCIExSATA Detect	A25	RXP	A45	GND	B16	GND	B36	GND
A6	NC	A26	RXN	A46	GND	B17	NC	B37	TXP
A7	NC	A27	GND	A47	RXP	B18	GND	B38	TXN
A8	NC	A28	GND	A48	RXN	B19	TXP	B39	GND
A9	3.3V	A29	RXP	A49	GND	B20	TXN	B40	GND
A10	3.3V	A30	RXN	B1	12V	B21	GND	B41	TXP
A11	reset	A31	GND	B2	12V	B22	GND	B42	TXN
A12	GND	A32	NC	B3	12V	B23	TXP	B43	GND
A13	CLK	A33	NC	B4	GND	B24	TXN	B44	GND
A14	CLK	A34	GND	B5	SMBCLK	B25	GND	B45	TXP
A15	GND	A35	RXP	B6	SMBDAT	B26	GND	B46	TXN
A16	RXP	A36	RXN	B7	GND	B27	TXP	B47	GND
A17	RXN	A37	GND	B8	3.3V	B28	TXN	B48	NC
A18	GND	A38	GND	B9	NC	B29	GND	B49	GND
A19	NC	A39	RXP	B10	3.3V AUX	B30	NC		
A20	GND	A40	RXN	B11	wake	B31	NC		

BIOS_J1/BIOS_J2: BIOS Socket

Pin	Signal	Pin	Signal
01	IO3	09	IO2
02	3.3V	10	GND
03	NC	11	NC
04	NC	12	NC
05	NC	13	NC
06	NC	14	NC
07	CS#	15	MOSI
08	MISO	16	SCK

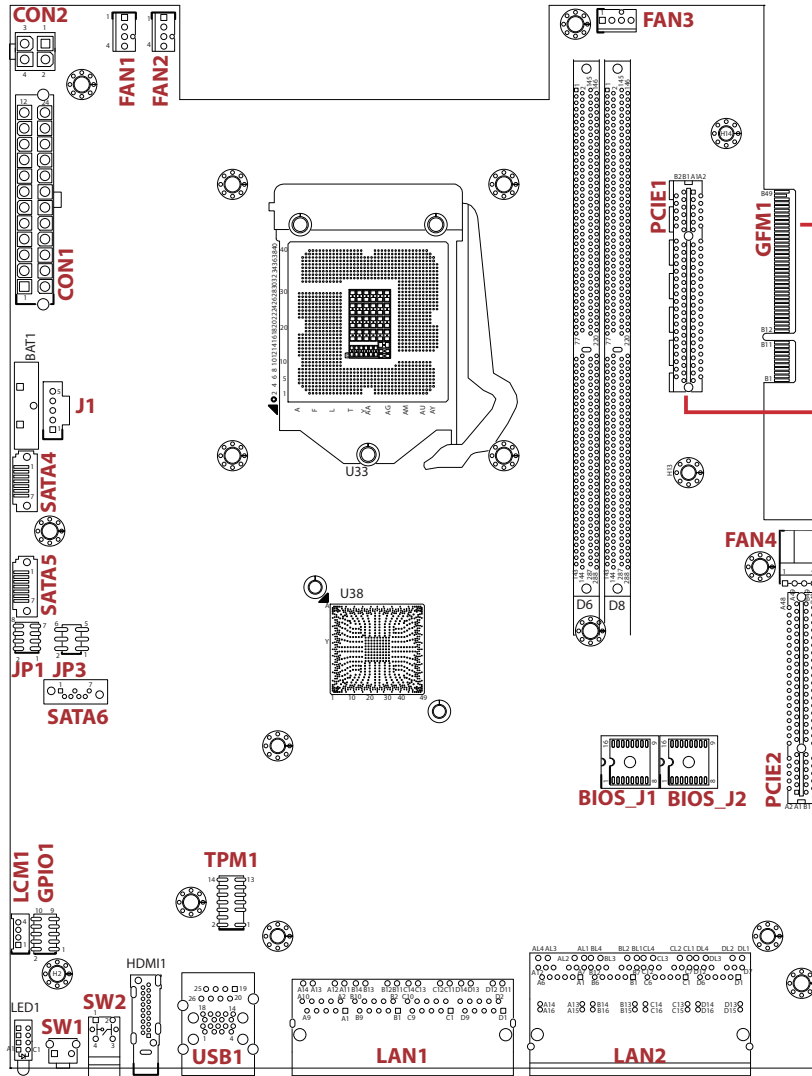
SW1: Reset Button

Pin	Signal
01	GND
02	Reset signal
03	GND
04	GND

SW2: Power Button

Pin	Signal	Pin	Signal
01	GND	04	GND
02	Power button signal	L1	Bi-color LED
03	Power button signal	L2	Bi-color LED

NSA 3190A Quick Reference Guide



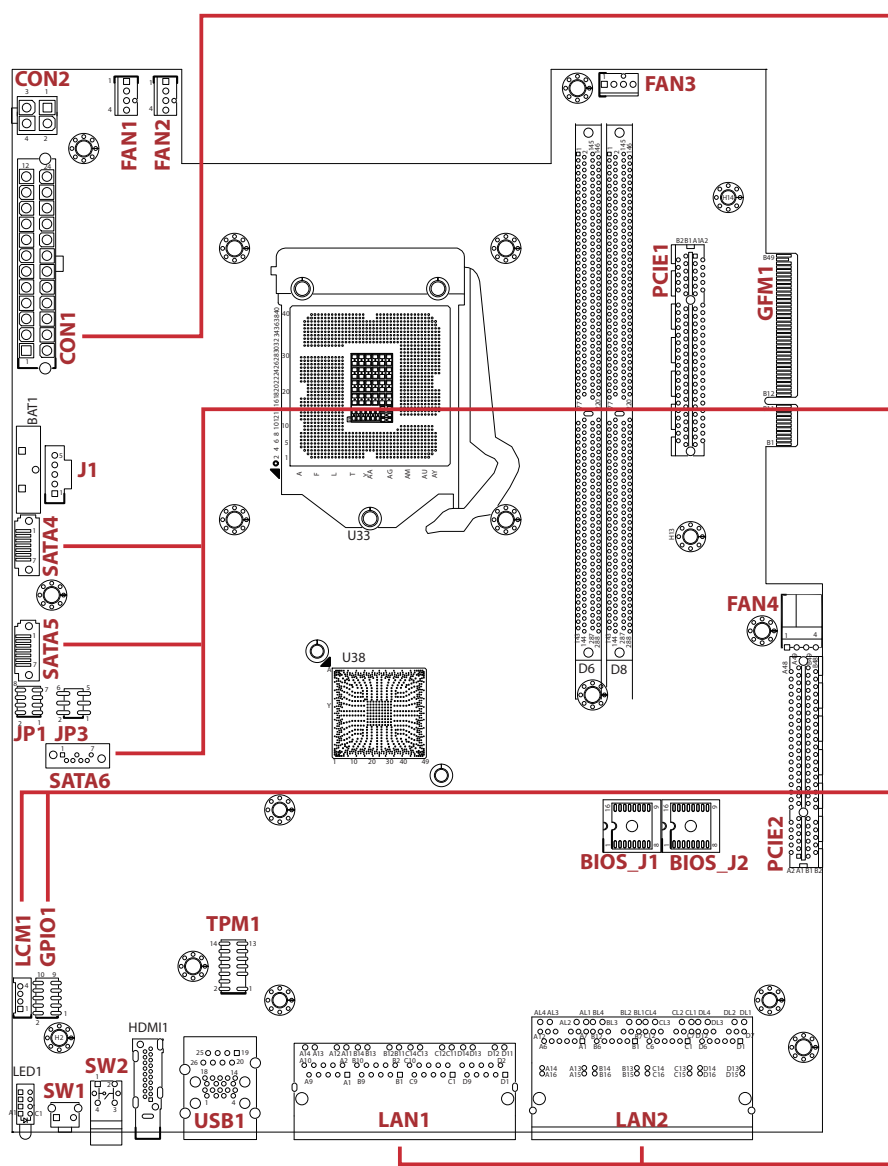
GFM1: Golden Finger (non-standard)

Pin	Signal	Pin	Signal	Pin	Signal	Pin	Signal	Pin	Signal
A1	NC	A21	RXP	A41	GND	B12	NC	B32	GND
A2	12V	A22	RXN	A42	GND	B13	GND	B33	TXP
A3	12V	A23	GND	A43	RXP	B14	TXP	B34	TXN
A4	GND	A24	GND	A44	RXN	B15	TXN	B35	GND
A5	NC	A25	RXP	A45	GND	B16	GND	B36	GND
A6	SATA RXP	A26	RXN	A46	GND	B17	NC	B37	TXP
A7	SATA RXN	A27	GND	A47	RXP	B18	GND	B38	TXN
A8	3.3V AUX	A28	GND	A48	RXN	B19	TXP	B39	GND
A9	3.3V	A29	RXP	A49	GND	B20	TXN	B40	GND
A10	3.3V	A30	RXN	B1	12V	B21	GND	B41	TXP
A11	reset	A31	GND	B2	12V	B22	GND	B42	TXN
A12	GND	A32	NC	B3	12V	B23	TXP	B43	GND
A13	CLK	A33	NC	B4	GND	B24	TXN	B44	GND
A14	CLK	A34	GND	B5	SMBCLK	B25	GND	B45	TXP
A15	GND	A35	RXP	B6	SMBDAT	B26	GND	B46	TXN
A16	RXP	A36	RXN	B7	GND	B27	TXP	B47	GND
A17	RXN	A37	GND	B8	3.3V	B28	TXN	B48	NC
A18	GND	A38	GND	B9	wake	B29	GND	B49	GND
A19	NC	A39	RXP	B10	SATA TXP	B30	NC		
A20	GND	A40	RXN	B11	SATA TXN	B31	NC		

PCIE1: PCIe Slot (standard)

Pin	Signal	Pin	Signal	Pin	Signal	Pin	Signal	Pin	Signal
A1	GND	A21	RXP	A41	GND	B12	NC	B32	GND
A2	12V	A22	RXN	A42	GND	B13	GND	B33	TXP
A3	12V	A23	GND	A43	RXP	B14	TXP	B34	TXN
A4	GND	A24	GND	A44	RXN	B15	TXN	B35	GND
A5	NC	A25	RXP	A45	GND	B16	GND	B36	GND
A6	NC	A26	RXN	A46	GND	B17	NC	B37	TXP
A7	NC	A27	GND	A47	RXP	B18	GND	B38	TXN
A8	NC	A28	GND	A48	RXN	B19	TXP	B39	GND
A9	3.3V	A29	RXP	A49	GND	B20	TXN	B40	GND
A10	3.3V	A30	RXN	B1	12V	B21	GND	B41	TXP
A11	reset	A31	GND	B2	12V	B22	GND	B42	TXN
A12	GND	A32	NC	B3	12V	B23	TXP	B43	GND
A13	CLK	A33	NC	B4	GND	B24	TXN	B44	GND
A14	CLK	A34	GND	B5	SMBCLK	B25	GND	B45	TXP
A15	GND	A35	RXP	B6	SMBDAT	B26	GND	B46	TXN
A16	RXP	A36	RXN	B7	GND	B27	TXP	B47	GND
A17	RXN	A37	GND	B8	3.3V	B28	TXN	B48	NC
A18	GND	A38	GND	B9	NC	B29	GND	B49	GND
A19	NC	A39	RXP	B10	3.3V AUX	B30	NC		
A20	GND	A40	RXN	B11	wake	B31	NC		

NSA 3190A Quick Reference Guide



CON1: Internal ATX Power Conn.

Pin	Signal	Pin	Signal
01	+P3.3V	13	+P3.3V
02	+P3.3V	14	NC
03	GND	15	GND
04	+P5V	16	PS-ON
05	GND	17	GND
06	+P5V	18	GND
07	GND	19	GND
08	PW-OK	20	NC
09	+P5_AUX	21	+P5V
10	+P12V	22	+P5V
11	+P12V	23	+P5V
12	+P3.3V	24	GND

SATA4/SATA5: SATA GEN3 Conn.

Pin	Signal	Pin	Signal
01	GND	05	RXN
02	TXP	06	RXP
03	TXN	07	GND
04	GND		

SATA6 (for SATA DOM): SATA GEN3 Conn.

Pin	Signal	Pin	Signal
P1	5V	04	GND
P2	GND	05	RXN
01	GND	06	RXP
02	TXP	07	GND
03	TXN		

LCM1: LCM

Pin	Signal
01	GND
02	SP_LCM_RXD
03	SP_LCM_TXD
04	5V

GPIO1: GPIO

Pin	Signal	Pin	Signal
01	3.3V	02	GND
03	GPIN1	04	GPOUT1
05	GPIN2	06	GPOUT2
07	GPIN3	08	GPOUT3
09	GPIN4	10	GPOUT4

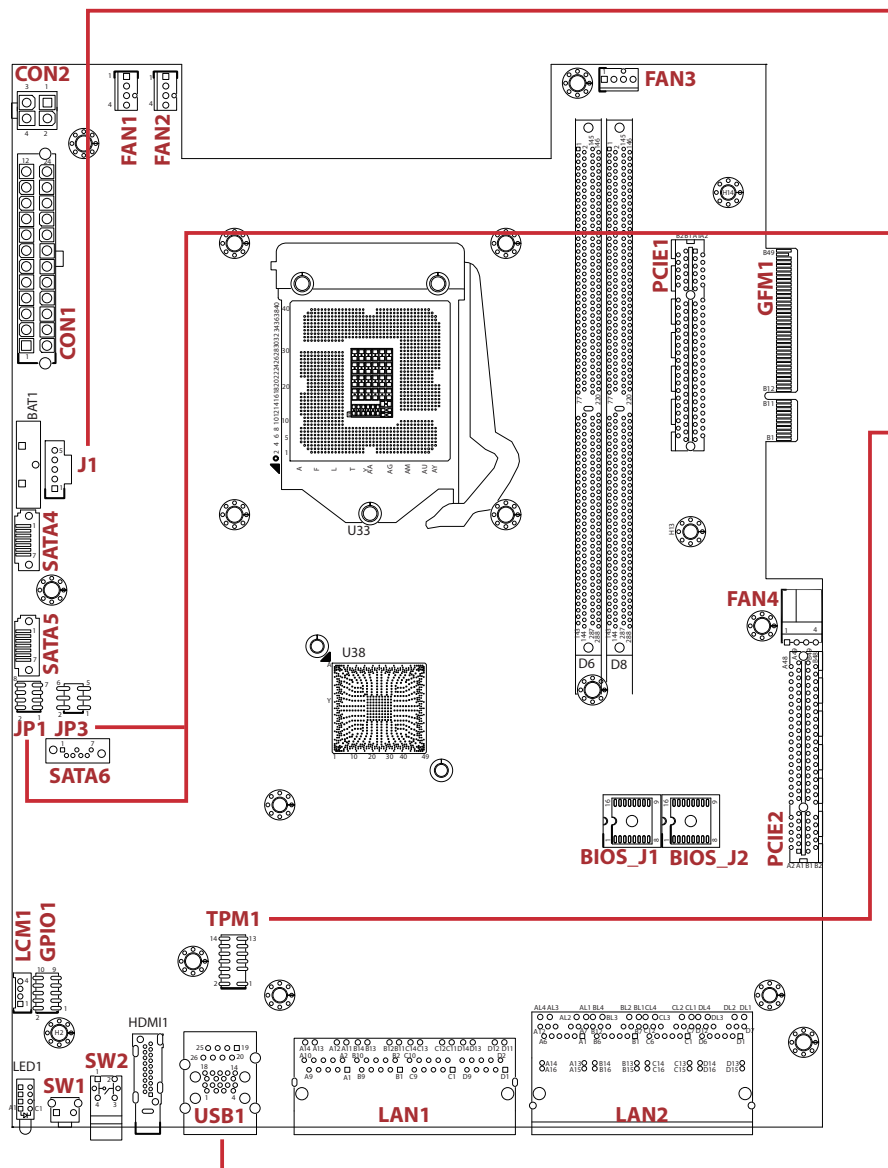
LAN1: LAN Conn. (for 2500BASE-T, 1000BASE-T, 100BASE-TX, 10BASE-T)

Pin	Signal	Pin	Signal
01	MDI0P	08	MDI2N
02	MDI0N	09	MDI3P
03	MDI1P	10	MDI3N
04	MDI1N	11	Speed LED
05	CT	12	Speed LED
06	CT	13	Active LED
07	MDI2P	14	Active LED

LAN2: LAN Conn. w/ POE (for 2500BASE-T, 1000BASE-T, 100BASE-TX, 10BASE-T)

Pin	Signal	Pin	Signal
01	CT	09	MDI3N
02	MDI2N	10	MDI0N
03	MDI2P	11	MDI0P
04	MDI1P	12	CT
05	MDI2N	13	Type A POE+
06	CT	14	Type A POE-
07	CT	15	Type B POE+
08	MDI3P	16	Type B POE-

NSA 3190A Quick Reference Guide



J1: PMBUS

Pin	Signal
01	SMB CLK
02	SMB DAT
03	POWER fail
04	GND
05	NC

JP1: CMOS Clear/AT_ATX/Power Button

Pin	Signal	Pin	Signal
01	NC	02	3.3V
03	RTCST_N	04	AT_ATX_SEL
05	GND	06	GND
07	GND	08	FP_PWR_BTN_N

JP3: JTAG (CPLD burn in header)

Pin	Signal	Pin	Signal
01	N2TCK	02	NC
03	N2TMS	04	NC
05	GND	06	NC

TPM1: TPM 2.0 Header

Pin	Signal	Pin	Signal
01	3.3V	02	CS
03	-	04	PIRQ
05	Reset	06	NC
07	NC	08	GND
09	NC	10	SCK
11	MISO	12	MOSI
13	NC	14	NC

USB1: USB 3.0 Conn.

Pin	Signal	Pin	Signal
01	5V	10	5V
02	D-	11	D-
03	D+	12	D+
04	GND	13	GND
05	RXN	14	RXN
06	RXP	15	RXP
07	GND	16	GND
08	TXN	17	TXN
09	TXP	18	TXP

USB1 for RJ-45: Console Port

Pin	Signal
19	RTS
20	DTR
21	TXD
22	GND
23	DCD
24	RXD
25	DSR
26	CTS