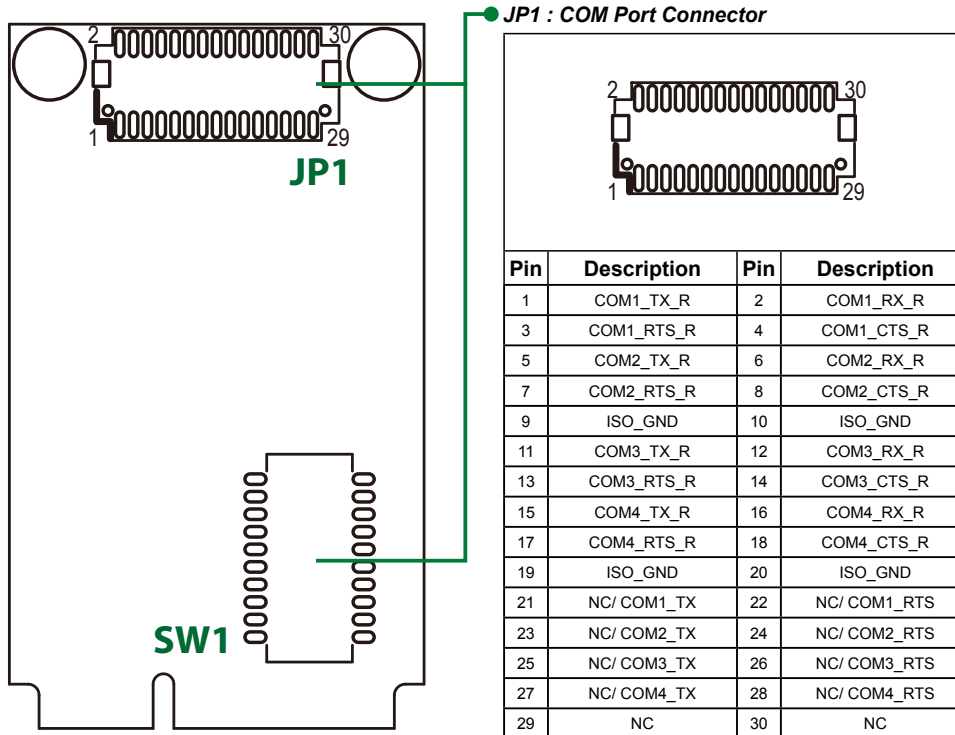


NISKECOM3 Quick Reference Guide

Ver A. (P/N : 60177A0431X00)



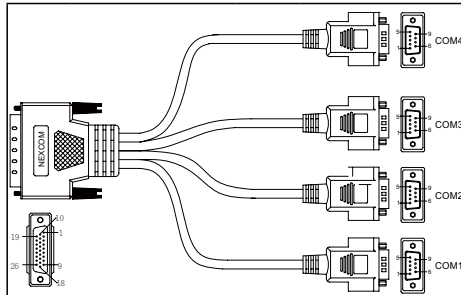
SW1: RS232/422/485 DIP Switch

COM Port	COM1/COM2				
DIP Switch	SW1.1	SW1.2	SW1.3	SW1.4	SW1.5
COM1/COM2 : RS232/RS232	ON	ON	OFF	OFF	OFF
COM1 /COM2: RS232/RS422	ON	OFF	OFF	OFF	OFF
COM1 /COM2: RS422/RS422	OFF	ON	OFF	OFF	OFF
COM1 /COM2: RS232/RS485	ON	OFF	ON	ON	COM2 RS485 Control ON (Send) OFF (Receive)
COM1 /COM2: RS485/RS485	OFF	ON	ON	COM1 RS485 Control ON (Send) OFF (Receive)	COM2 RS485 Control ON (Send) OFF (Receive)
COM Port	COM3/COM4				
DIP Switch	SW1.6	SW1.7	SW1.8	SW1.9	SW1.0
COM3/COM4 : RS232/RS232	ON	ON	OFF	OFF	OFF
COM3/COM4 : RS232/RS422	ON	OFF	OFF	OFF	OFF
COM3/COM4 : RS422/RS422	OFF	ON	OFF	OFF	OFF
COM3/COM4 : RS232/RS485	ON	OFF	ON	ON	COM3 RS485 Control ON (Send) OFF (Receive)
COM3/COM4 : RS485/RS485	OFF	ON	ON	COM3 RS485 Control ON (Send) OFF (Receive)	COM4 RS485 Control ON (Send) OFF (Receive)

NISKECOM3 Quick Reference Guide

Ver A. (P/N : 60177A0431X00)

DB26 TO COM1-COM4 Cable Wiring Chart



DB26	Description	DB26	Description
1	DCD0	14	DCD2
2	RXD0	15	RXD2
3	TXD0	16	TXD2
4	DTR0	17	DTR2
5	GND	18	GND
6	RTS0	19	RTS2
7	CTS0	20	CTS2
8	DCD1	21	DCD3
9	RXD1	22	RXD3
10	TXD1	23	TXD3
11	DTR1	24	DTR3
12	RTS1	25	RTS3
13	CTS1	26	CTS3


COM1	Description	DB26	Description
1	DCD	1	DCD0
2	RXD	2	RXD0
3	TXD	3	TXD0
4	DTR	4	DTR0
5	GND	5	GND
6	NC		
7	RTS	6	RTS0
8	CTS	7	CTS0
9	NC		

COM2	Description	DB26	Description
1	DCD	8	DCD1
2	RXD	9	RXD1
3	TXD	10	TXD1
4	DTR	11	DTR1
5	GND	5	GND
6	NC		
7	RTS	12	RTS1
8	CTS	13	CTS1
9	NC		

COM3	Description	DB26	Description
1	DCD	14	DCD2
2	RXD	15	RXD2
3	TXD	16	TXD2
4	DTR	17	DTR2
5	GND	18	GND
6	NC		
7	RTS	19	RTS2
8	CTS	20	CTS2
9	NC		

COM4	Description	DB26	Description
1	DCD	21	DCD3
2	RXD	22	RXD3
3	TXD	23	TXD3
4	DTR	24	DTR3
5	GND	18	GND
6	NC		
7	RTS	25	RTS3
8	CTS	26	CTS3
9	NC		

JP1 to DB26 Cable Wiring Chart



JP1	Description	DB26	Description	JP1	Description	DB26	Description
1	COM1_TX_R	3	TXD0	2	COM1_RX_R	2	RXD0
3	COM1_RTS_R	6	RTS0	4	COM1_CTS_R	7	CTS0
5	COM2_TX_R	10	TXD1	6	COM2_RX_R	9	RXD1
7	COM2_RTS_R	12	RTS1	8	COM2_CTS_R	13	CTS1
9	ISO_GND	5	GND	10	ISO_GND	18	GND
11	COM3_TX_R	16	TXD2	12	COM3_RX_R	15	RXD2
13	COM3_RTS_R	19	RTS2	14	COM3_CTS_R	20	CTS2
15	COM4_TX_R	23	TXD3	16	COM4_RX_R	22	RXD
17	COM4_RTS_R	25	RTS3	18	COM4_CTS_R	26	CTS3
19	ISO_GND	5	GND	20	ISO_GND	18	GND