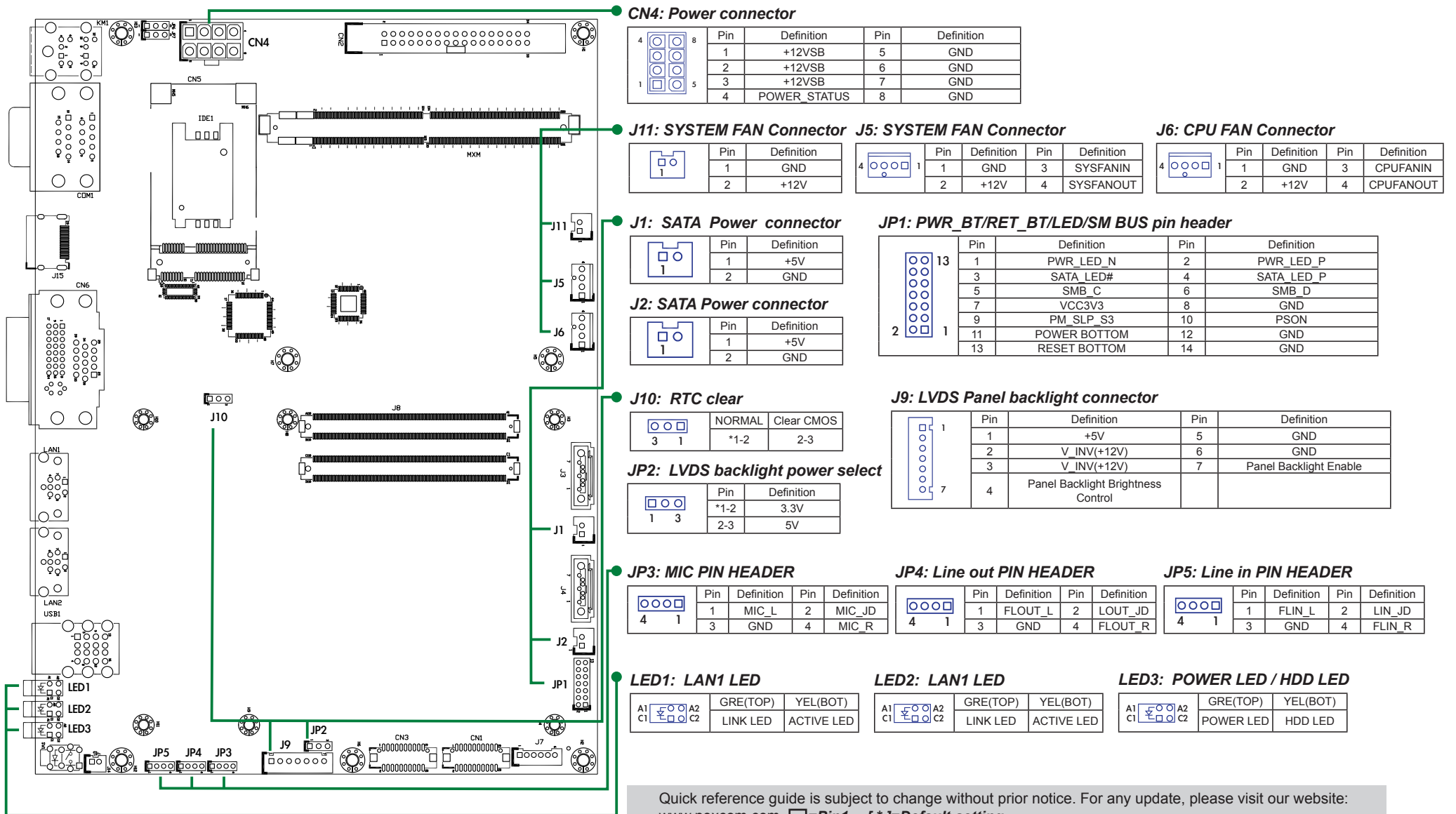


nROB600 Quick Reference Guide

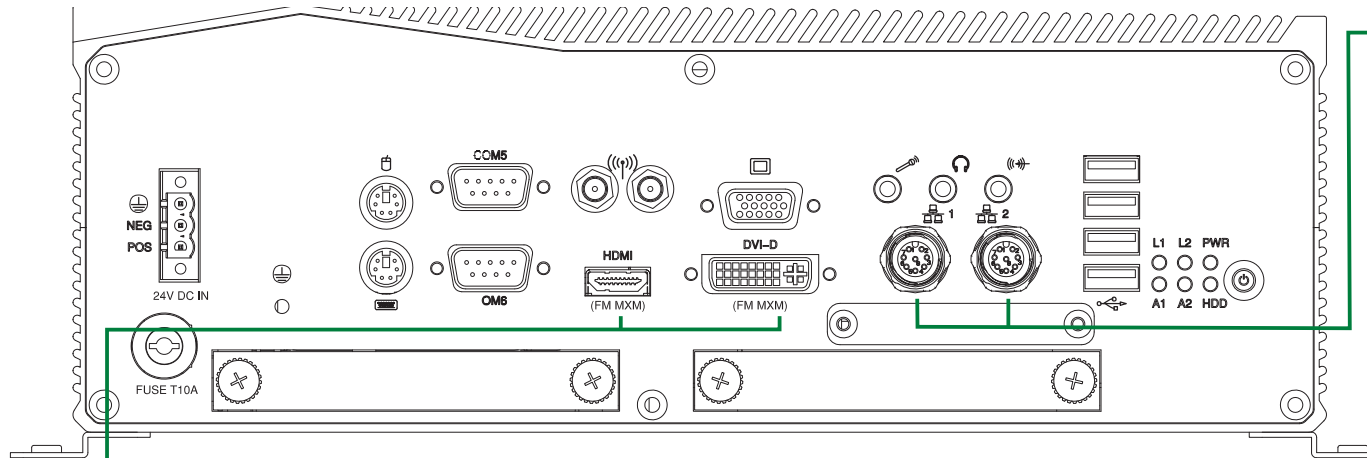
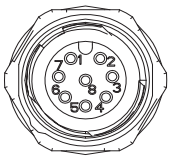
Ver A. P/N: 60177A0263X00



Quick reference guide is subject to change without prior notice. For any update, please visit our website: www.nexcom.com □=Pin1 [*]=Default setting

nROB600 Quick Reference Guide

Ver A. P/N: 60177A0263X00

Pin No.	Wire Color	Pin Out
1	WHBU	BI- D3
2	WHBN	BI+ D4
3	BN	BI- D4
4	OG	TX- D1
5	WHGN	RX+ D2
6	WHOG	TX+ D1
7	BU	BI+ D3
8	GN	RX- D2

nTUF600: HDMI and DVI-D can be active only when MXM3.0 Graphic card is installed.
 nTUF610: HDMI can be active only when MXM3.0 Graphic card is installed.

NMEA#1 PORT1 Connector

Pin	Signal
1	RS422_RX3+
2	RS422_RX3-
3	ISO_GND
4	RS422_TX3+ RS485_D3+
5	RS422_TX3- RS485_D3-

NMEA#2 PORT2 Connector

Pin	Signal
1	RS422_RX4+
2	RS422_RX4-
3	ISO_GND
4	RS422_TX4+ RS485_D4+
5	RS422_TX4- RS485_D4-

NMEA#3 PORT3 Connector

Pin	Signal
1	RS422_RX5+
2	RS422_RX5-
3	ISO_GND
4	RS422_TX5+ RS485_D5+
5	RS422_TX5- RS485_D5-

NMEA#4 PORT4 Connector

Pin	Signal
1	RS422_RX6+
2	RS422_RX6-
3	ISO_GND
4	RS422_TX6+ RS485_D6+
5	RS422_TX6- RS485_D6-

DI_Digital Input Connector

Pin	Signal
1	GPI3_R
2	GND
3	GPI2_R
4	GPI1_R
5	GND
6	GPI0_R

DO_GPO Connector

Pin	Signal
1	RELAY3_OUT
2	RELAY3_IN
3	RELAY2_OUT
4	RELAY2_IN
5	RELAY1_OUT
6	RELAY1_IN
7	RELAY0_OUT
8	RELAY0_IN

