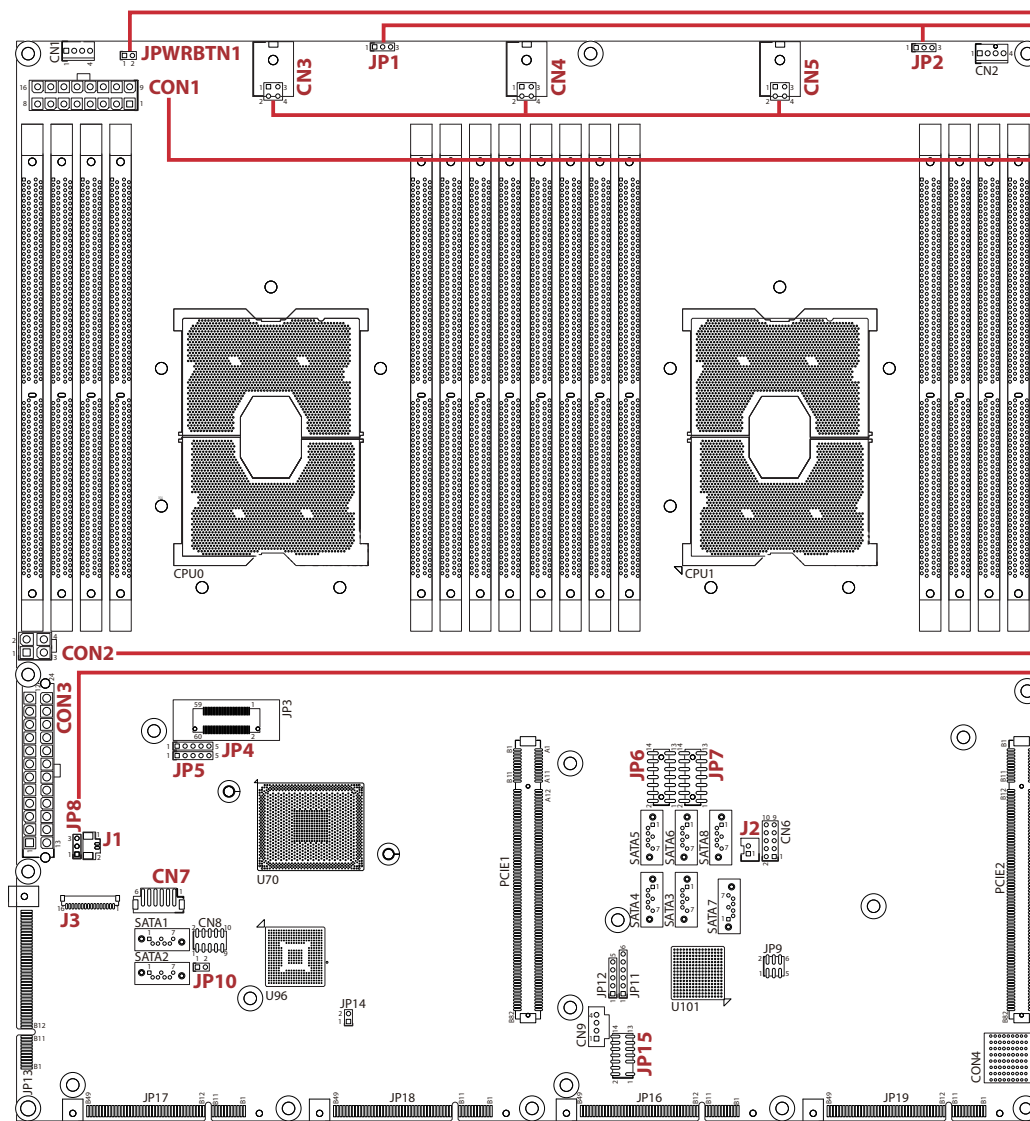



NSA 7146 Quick Reference Guide




JPWRBTN1: Power Pin Header

 PIN-M-180-2.54mm	Pin	Signal
	1	FP_PWRBTN_R_N
	2	GND

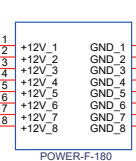
JP1, JP2: Digital Power Debug PIN Header

 PIN-M-180-2.54mm	Pin	Description
	1	SMB_PMBUS2_STBY_LVC3_SCL
	2	SMB_PMBUS2_STBY_LVC3_SDA
	3	GND


CN3, CN4, CN5: FAN Connect

 BMI-M-90-3.0mm	Pin	Description
	1	GND
	2	SYS_FAN3_TACH_P
	3	SYS_FAN3_PWM
	4	P12V


CON1: Internal Power Connect

 POWER-F-180	Pin.	Signal	Pin.	Signal
	1	P12V	9	GND
	2	P12V	10	GND
	3	P12V	11	GND
	4	P12V	12	GND
	5	P12V	13	GND
	6	P12V	14	GND
	7	P12V	15	GND
	8	P12V	16	GND

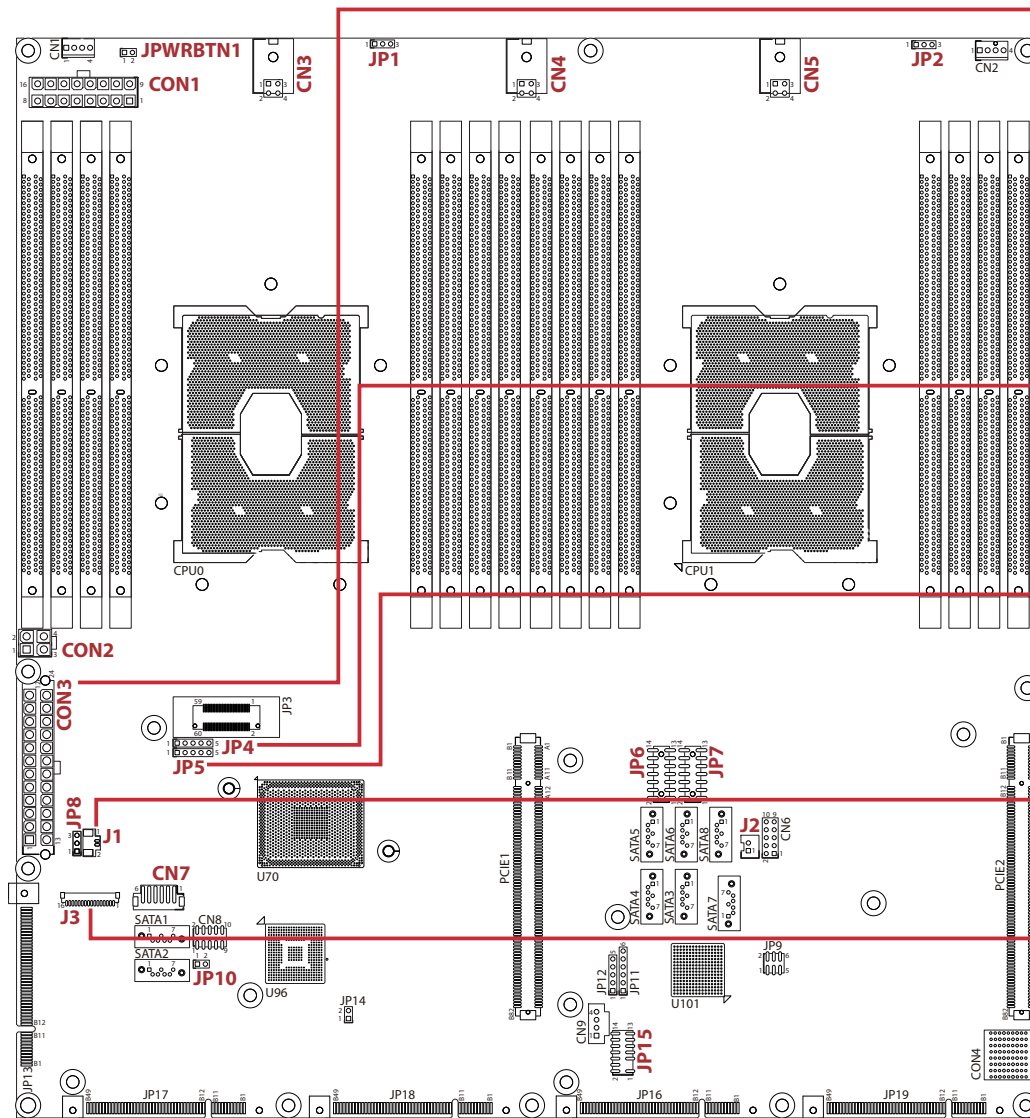
CON2: Internal Power Connect

 ATXF-180-4.2mm	Pin	Signal
	1	GND
	2	GND
	3	P12V_V1
	4	P12V_V1

JP8: RTC Clear

 PIN-M-180-2.54mm	Pin	Signal
	1	NC
	2	RST_RTCRST_N
	3	GND

NSA 7146 Quick Reference Guide



CON3: Internal Power Connect

Pin.	Signal	Pin.	Signal
1	+3.3V	13	+3.3V
2	+3.3V	14	-12V
3	GND	15	GND
4	+5V	16	PS-ON
5	GND	17	GND
6	+5V	18	GND
7	GND	19	GND
8	PW-OK	20	RES/-5V
9	+5VSB	21	+5V
10	+12V	22	+5V
11	+12V	23	+5V
12	+3.3V	24	GND

JP4: CPU TAP1 PIN Header

Pin	Signal
1	JTAG_XDP_CPU_QS_GTL_TRST_N
2	JTAG_CPU1_MUX_GTL_TDO_R
3	JTAG_MUX_CPU0_GTL_TDI
4	JTAG_XDP_CPU_QS_GTL_TMS
5	JTAG_XDP_CPU_GTL_TCK

JP5: PCH TAP2 Header

Pin	Signal
1	N/C
2	JTAG_QS_XDP_GTL_TDO
3	JTAG_XDP_QS_GTL_TDI
4	JTAG_XDP_CPU_GTL_TMS
5	JTAG_XDP_PCH_TCK1

J1: Battery Connector

Pin	Signal
1	GND
2	RTC_BAT

J3: VGA Connect

Pin.	Signal	Pin.	Signal
1	VGA_VCC	9	AHSYNCO_B
2	GND	10	VGA_VCC
3	N/C	11	GND
4	DDC_CLKO_B	12	DACBOA_B
5	DDC_DATAO_B	13	GND
6	N/C	14	DACGOA_B
7	AVSYNCO_B	15	GND
8	GND	16	DACROA_B

NSA 7146 Quick Reference Guide

