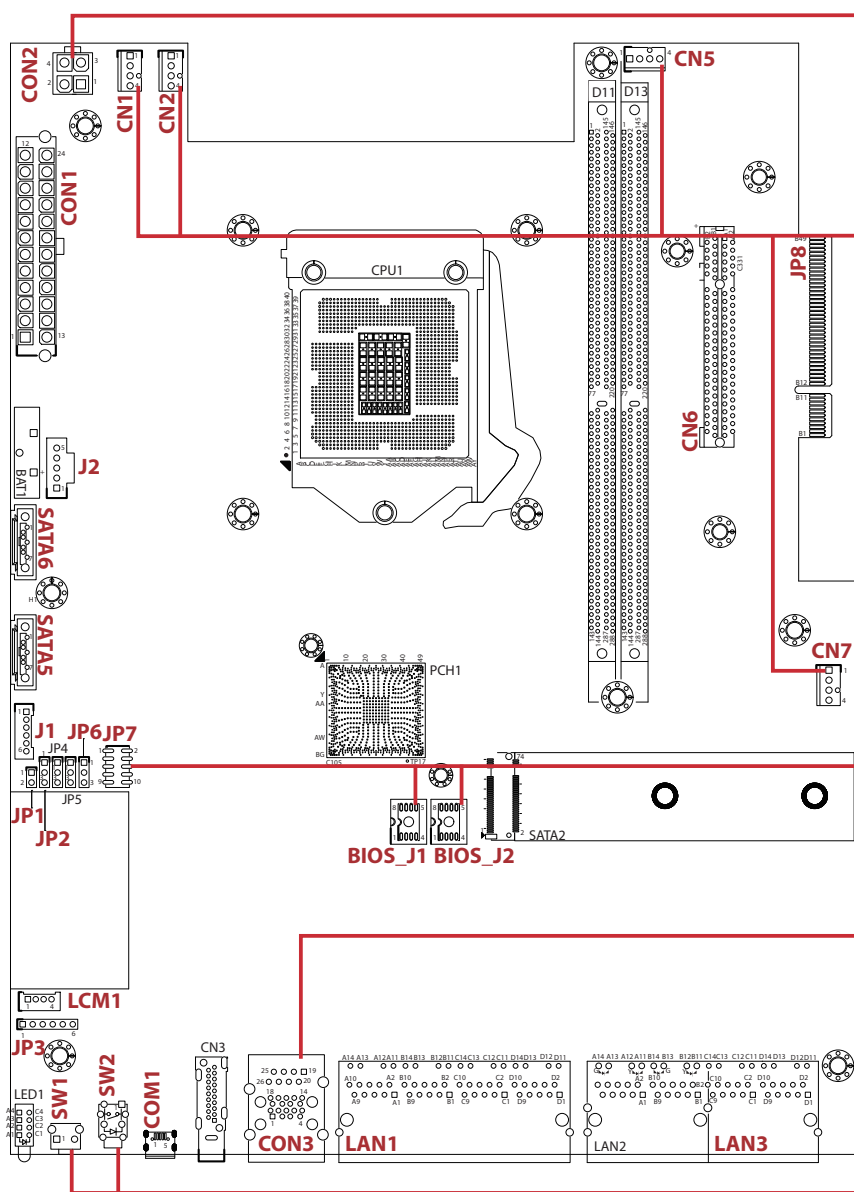


# NSA 3180A/3180HA Quick Reference Guide



● **CN2: Internal 12V Power Conn.**

Pin	Signal
01	GND
02	GND
03	12V
04	12V

● **CN1/CN2/CN5/CN7: FAN Wafer Conn.**

Pin	Description
01	GND
02	P12V
03	FAN_TACH
04	PWM

● **JP7: GPIO**

Pin	Signal	Pin	Signal
01	+P3V3	06	GPOUT2
02	GND	07	GPIN3
03	GPIN1	08	GPOUT3
04	GPOUT1	09	GPIN4
05	GPIN2	10	GPOUT4

● **BIOS\_J1/BIOS\_J2: BIOS Socket**

Pin	Signal	Pin	Signal
01	CS#	05	MOSI
02	MISO	06	CLK
03	WP#	07	HOLD#
04	GND	08	VCC

● **CN3: USB 3.0 Connector**

Pin	Signal	Pin	Signal
01	VCC	10	VCC
02	D-	11	D-
03	D+	12	D+
04	GND	13	GND
05	RXN	14	RXN
06	RXP	15	RXP
07	GND	16	GND
08	TXN	17	TXN
09	TXP	18	TXP

● **CN3: Console Port**

Pin	Signal
21	TX
24	RX

● **SW1: Reset Button**

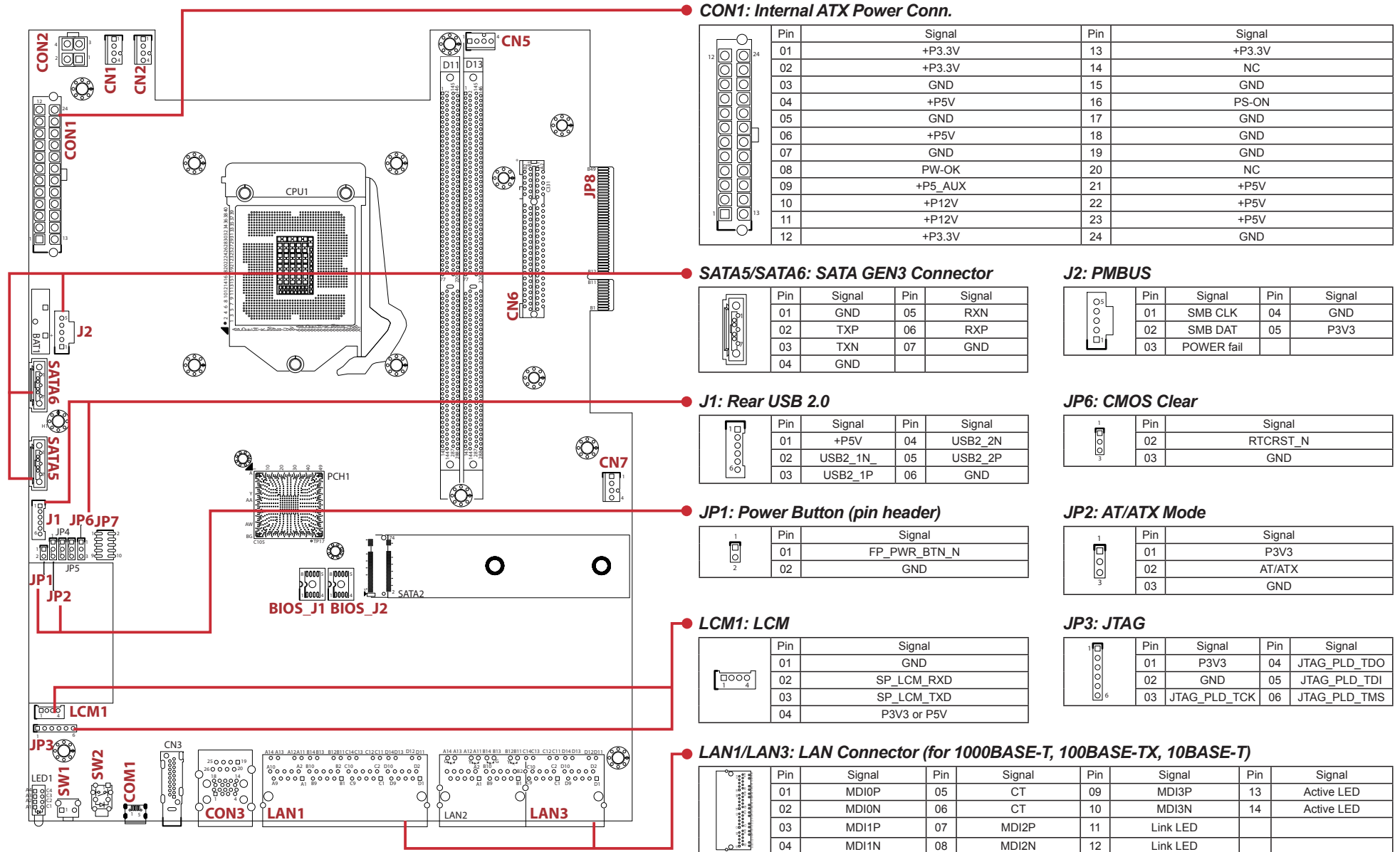
Pin	Signal
01	GND
02	Reset signal
03	GND
04	GND

● **SW2: Power Button**

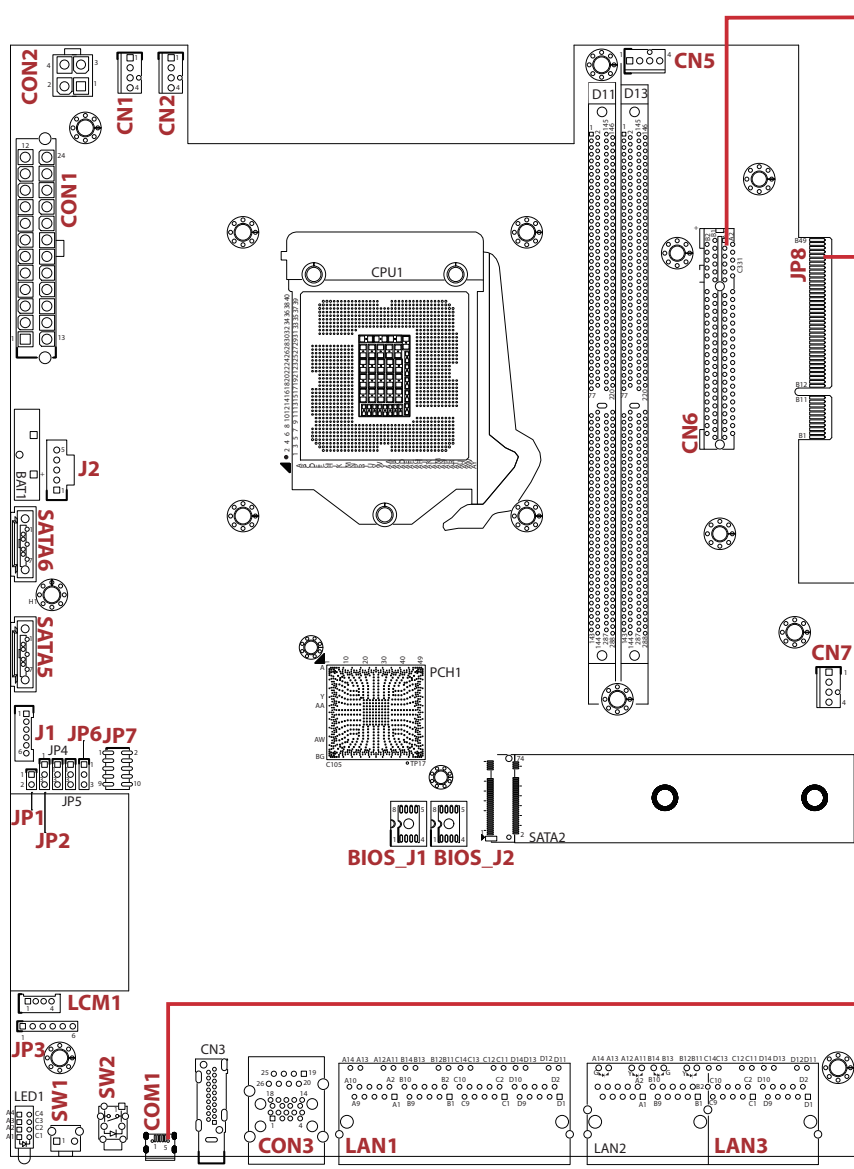
Pin	Signal
01	Power button signal
02	GND
03	GND
04	Power button signal



# NSA 3180A/3180HA Quick Reference Guide



# NSA 3180A/3180HA Quick Reference Guide



**CN6: PCIe Slot**

Pin	Signal	Pin	Signal	Pin	Signal	Pin	Signal	Pin	Signal
A1	GND	A21	RXP	A41	GND	B12	NC	B32	GND
A2	12V	A22	RXN	A42	GND	B13	GND	B33	TXP
A3	12V	A23	GND	A43	RXP	B14	TXP	B34	TXN
A4	GND	A24	GND	A44	RXN	B15	TXN	B35	GND
A5	NC	A25	RXP	A45	GND	B16	GND	B36	GND
A6	NC	A26	RXN	A46	GND	B17	NC	B37	TXP
A7	NC	A27	GND	A47	RXP	B18	GND	B38	TXN
A8	NC	A28	GND	A48	RXN	B19	TXP	B39	GND
A9	3.3V	A29	RXP	A49	GND	B20	TXN	B40	GND
A10	3.3V	A30	RXN	B1	12V	B21	GND	B41	TXP
A11	reset	A31	GND	B2	12V	B22	GND	B42	TXN
A12	GND	A32	NC	B3	12V	B23	TXP	B43	GND
A13	CLK	A33	NC	B4	GND	B24	TXN	B44	GND
A14	CLK	A34	GND	B5	SMBCLK	B25	GND	B45	TXP
A15	GND	A35	RXP	B6	SMBDAT	B26	GND	B46	TXN
A16	RXP	A36	RXN	B7	GND	B27	TXP	B47	GND
A17	RXN	A37	GND	B8	3.3V	B28	TXN	B48	NC
A18	GND	A38	GND	B9	NC	B29	GND	B49	GND
A19	NC	A39	RXP	B10	3.3V AUX	B30	NC		
A20	GND	A40	RXN	B11	wake	B31	NC		

**JP8: Golden Finger (for PCIe non-standard)**

Pin	Signal	Pin	Signal	Pin	Signal	Pin	Signal	Pin	Signal
A1	NC	A21	RXP	A41	GND	B12	Bypass	B32	GND
A2	12V	A22	RXN	A42	GND	B13	GND	B33	TXP
A3	12V	A23	GND	A43	RXP	B14	TXP	B34	TXN
A4	GND	A24	GND	A44	RXN	B15	TXN	B35	GND
A5	SMBDAT	A25	RXP	A45	GND	B16	GND	B36	GND
A6	SMBCLK	A26	RXN	A46	GND	B17	NC	B37	TXP
A7	SMBDAT	A27	GND	A47	RXP	B18	GND	B38	TXN
A8	SMBCLK	A28	GND	A48	RXN	B19	TXP	B39	GND
A9	3.3V	A29	RXP	A49	GND	B20	TXN	B40	GND
A10	3.3V	A30	RXN	B1	12V	B21	GND	B41	TXP
A11	reset	A31	GND	B2	12V	B22	GND	B42	TXN
A12	GND	A32	Bypass	B3	12V	B23	TXP	B43	GND
A13	CLK	A33	Bypass	B4	GND	B24	TXN	B44	GND
A14	CLK	A34	GND	B5	SMBCLK	B25	GND	B45	TXP
A15	GND	A35	RXP	B6	SMBDAT	B26	GND	B46	TXN
A16	RXP	A36	RXN	B7	GND	B27	TXP	B47	GND
A17	RXN	A37	GND	B8	3.3V	B28	TXN	B48	NC
A18	GND	A38	GND	B9	NC	B29	GND	B49	GND
A19	Bypass	A39	RXP	B10	3.3V AUX	B30	Bypass		
A20	GND	A40	RXN	B11	wake	B31	NC		

**COM1: Console Port**

Pin	Signal	Pin	Signal
01	VCC	03	D+
02	D-		

