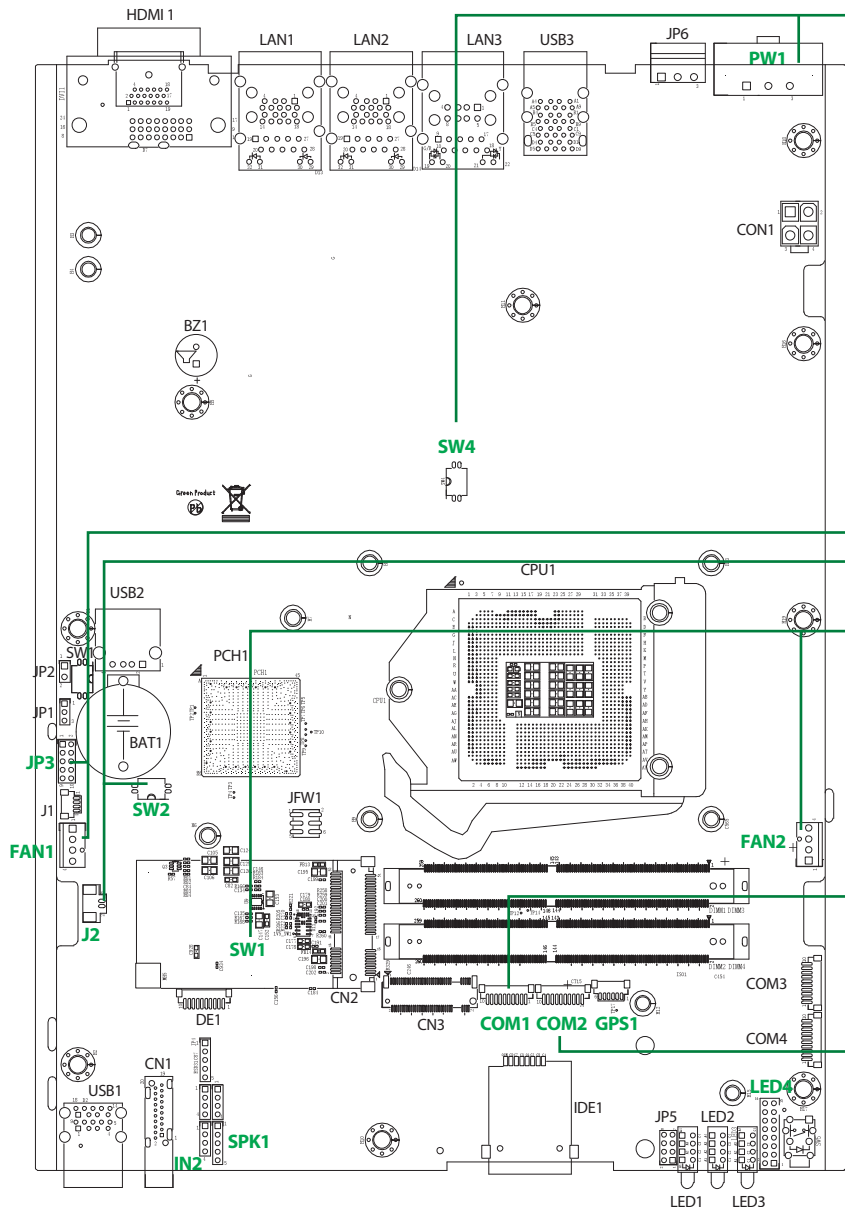


NISE 3800 Quick Reference Guide

Ver A. (P/N: 60177A0594X00)



SW4: PCI Express* Bifurcation CONNECTOR

	Pin	Definition
	1	CPU_CFG6
	2	CPU_CFG5
	3	GND
	4	GND

PW1: DC IN POWER CONNECTOR

	Pin	Definition
	1	VIN_1
	2	VIN_VSS
	3	PWR_PIN3

JP3: GPIO PIN HEADER CONNECTOR

	Pin	Definition	Pin	Definition
	1	GPIO_PWR	2	GPIO_GND
	3	GPIO80	4	GPIO84
	6	GPIO85	5	GPIO81
	7	GPIO82	8	GPIO86
	9	GPIO83	10	GPIO87

FAN1: SYSTEM FAN CONNECTOR

	Pin	Definition
	1	GND
	2	FAN1_12V_C
	3	FAN_TAC1_C
	4	FAN_CTL1_C

J2: RESET PIN HEADER CONNECTOR

	Pin	Definition
	1	PM_RESET#_J
	2	GND
	MH1	GND
	MH2	GND

SW2: AT/ATX MODE SELECT CONNECTOR

	Pin	Definition
	1	PCH_PWRBT_N
	2	NC
	3	NC
	4	ATB

SW1: CMOS CLEAR PIN HEADER CONNECTOR

	Pin	Definition
	1	VCCRTC*
	2	SRTC_RST#*
	3	GND
	4	GND

FAN2: FAN2 CONNECTOR

	Pin	Definition
	1	GND
	2	FAN1_12V_2_C
	3	FAN_TAC2_C
	4	FAN_CTL2_C

COM1: COM PORT 3 CONNECTOR

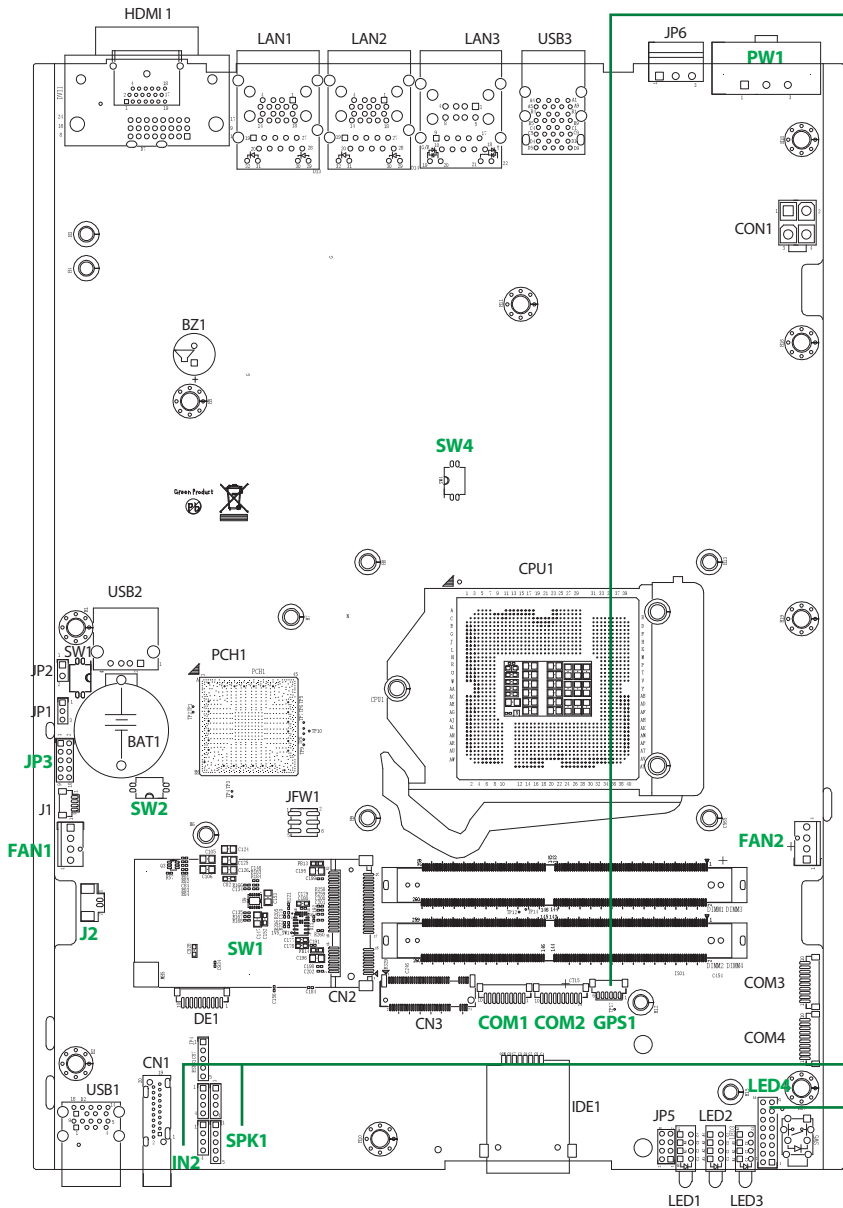
	Pin	Definition	Pin	Definition
	1	COM_DCD#3_C	2	COM_RXD3_C
	3	COM_TXD3_C	4	COM_DTR#3_C
	5	GND	6	COM_DSR#3_C
	7	COM_RTS#3_C	8	COM_CTS#3_C
	9	COM_ISOR#3_C	10	GND

COM2: COM PORT 4 CONNECTOR

	Pin	Definition	Pin	Definition
	1	COM_DCD#4_C	2	COM_RXD4_C
	3	COM_TXD4_C	4	COM_DTR#4_C
	5	GND	6	COM_DSR#4_C
	7	COM_RTS#4_C	8	COM_CTS#4_C
	9	COM_ISOR#4_C	10	GND

NISE 3800 Quick Reference Guide

Ver A. (P/N: 60177A0594X00)



GPS1: GPS CONNECTOR

	Pin	Definition	Pin	Definition
	1	GPS_BAT	2	GPS_LED
	3	UART_TXD4	4	UART_RXD4
	5	GND	6	VCC3
	MH1	GND	MH2	GND

IN2 : LINE IN CONNECTOR

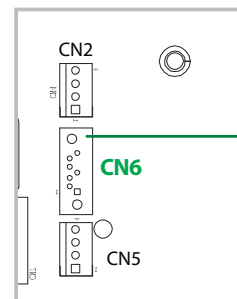
	Pin	Definition
	1	LINE1-L1
	2	AGND
	3	LINEIN_JD
	4	LINE1-R1

SPK1: SPK1 CONNECTOR

	Pin	Definition
	1	OUT-LR+_C
	2	OUT-LR-_C
	3	AGND
	4	OUT-RR+_C
	5	OUT-RR-_C

LED4: LED PIN CONNECTOR (external LED PIN HEADER)

	Pin	Definition	Pin	Definition
	1	TX1_P	2	COM1_TXLEDN
	3	RX1_P	4	COM1_RXLEDN
	5	TX2_P	6	COM2_TXLEDN
	7	RX2_P	8	COM2_RXLEDN
	9	LAN1_ACT#_LED_P	10	LAN1_ACT#_LED
	11	LAN2_ACT#_LED_P	12	LAN2_ACT#_LED
	13	LAN3_ACT#_LED_P	14	LAN3_ACT#_LED
	15	SATALED#_P	16	SATALED#



CN6: SATA POWER CONNECTOR

	Pin	Definition	Pin	Definition
	1	GND	2	SATA_TXP0_C
	3	SATA_TXN0_C	4	GND
	5	SATA_RXN0_C	6	SATA_RXP0_C
	7	GND		

Quick reference guide is subject to change without prior notice. For any update, please visit our website: www.nexcom.com

= Pin1 [*] = Default setting