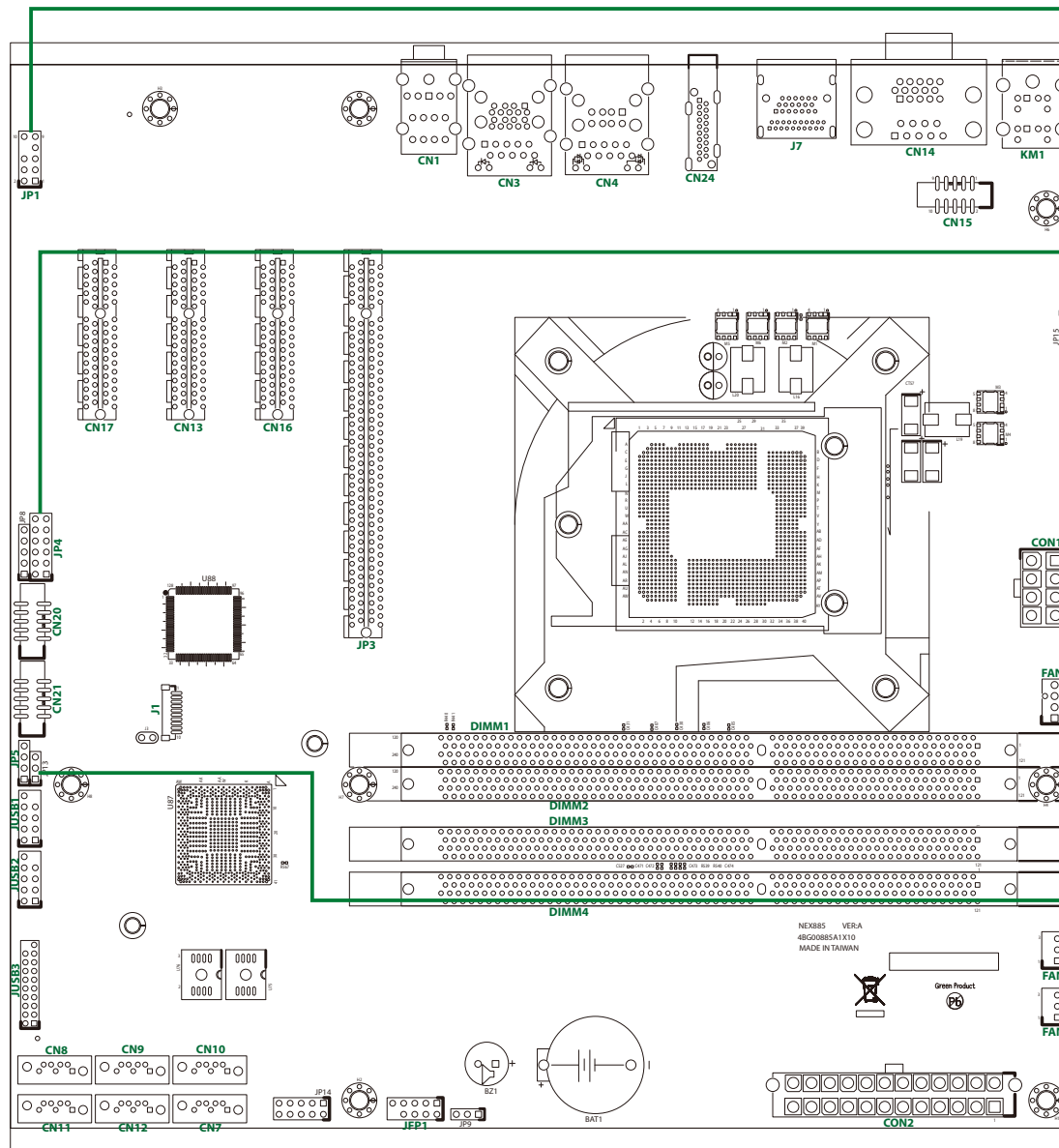


# NEX 885 Quick Reference Guide

Ver A. (P/N : 60177A0386X00)



● **JP1: FP audio connector**

| Pin | Definition | Pin | Definition    |
|-----|------------|-----|---------------|
| 1   | MIC2_L     | 2   | GND           |
| 3   | MIC2_R     | 4   | FP_AUD_DETECT |
| 5   | LINE2_R    | 6   | MIC2_JD       |
| 7   | GND        |     |               |
| 9   | LINE2_L    | 10  | LINE2_JD      |

● **JP4: GPIO connector**

| Pin | Definition | Pin | Definition |
|-----|------------|-----|------------|
| 1   | GPI1       | 2   | GPO1       |
| 3   | GPI2       | 4   | GPO2       |
| 5   | GPI3       | 6   | GPO3       |
| 7   | GPI4       | 8   | GPO4       |
| 9   | VCC3       | 10  | VCC3       |
| 11  | GND        | 12  | GND        |

● **CON1: ATX power connector (2x2)**

| Pin | Definition | Pin | Definition |
|-----|------------|-----|------------|
| 1   | GND        | 5   | VCC12      |
| 2   | GND        | 6   | VCC12      |
| 3   | GND        | 7   | VCC12      |
| 4   | GND        | 8   | VCC12      |

● **FAN1: CPU FAN connector (4PIN)**

| Pin | Definition | Pin | Definition |
|-----|------------|-----|------------|
| 1   | GND        | 3   | FAN_TAC1   |
| 2   | VCC12      | 4   | FAN_CTL1   |

● **JP5: SMBus connector**

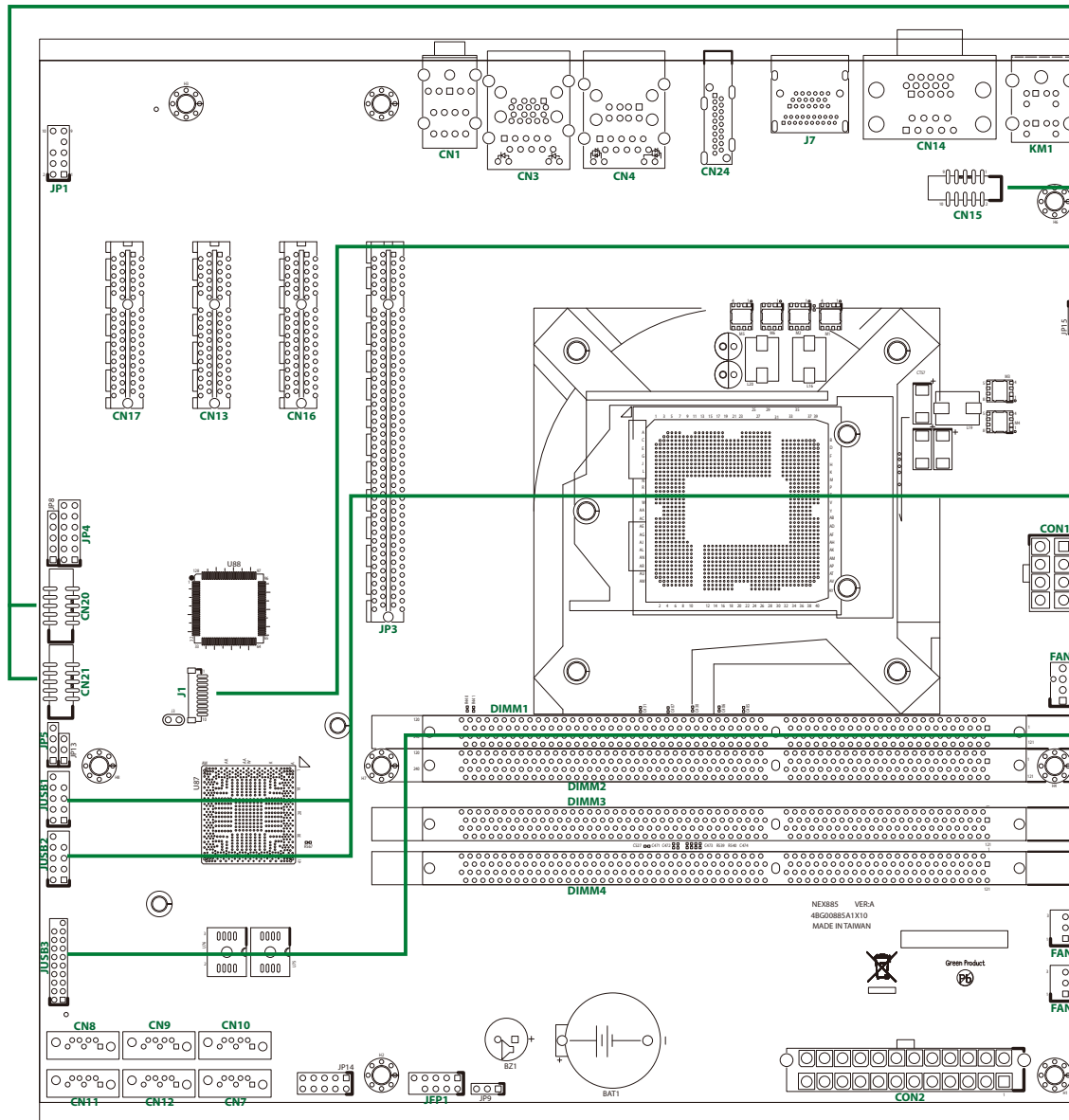
| Pin | Definition | Pin | Definition |
|-----|------------|-----|------------|
| 1   | 3VSB       | 3   | SMB_CLK    |
| 2   | SMB_DATA   | 4   | GND        |

● **FAN2, FAN3: SYS FAN connector (3PIN)**

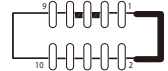
| Pin | Definition | Pin | Definition |
|-----|------------|-----|------------|
| 1   | GND        | 2   | VCC12      |
| 3   | FAN_TAC    |     |            |

# NEX 885 Quick Reference Guide

Ver A. (P/N : 60177A0386X00)

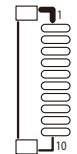


● CN15, CN20, CN21: COM Port Box-header



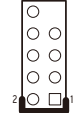
| Pin | Definition | Pin | Definition |
|-----|------------|-----|------------|
| 1   | DCD        | 2   | RXD        |
| 3   | TXD        | 4   | DTR        |
| 5   | GND        | 6   | DSR        |
| 7   | RTS        | 8   | CTS        |
| 9   | RI         | 10  | GND        |

● J1: Port 80 debug connector



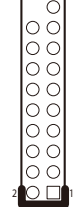
| Pin | Definition | Pin | Definition |
|-----|------------|-----|------------|
| 1   | GND        | 2   | LRST       |
| 3   | LPC_CLK    | 4   | LFRAME#    |
| 5   | LAD3       | 6   | LAD2       |
| 7   | LAD1       | 8   | LAD0       |
| 9   | 3VSB       | 10  | 3VSB       |

● JUSB1 (USB10, USB11), JUSB2 (USB8, USB9): USB pin-header



| Pin | Definition | Pin | Definition |
|-----|------------|-----|------------|
| 1   | 5VDUAL     | 2   | 5VDUAL     |
| 3   | DATA10/8_N | 4   | DATA11/9_N |
| 5   | DATA10/8_P | 6   | DATA11/9_P |
| 7   | GND        | 8   | GND        |
|     |            | 10  | NC         |

● JUSB3 (USB0, USB1): USB3.0 connector

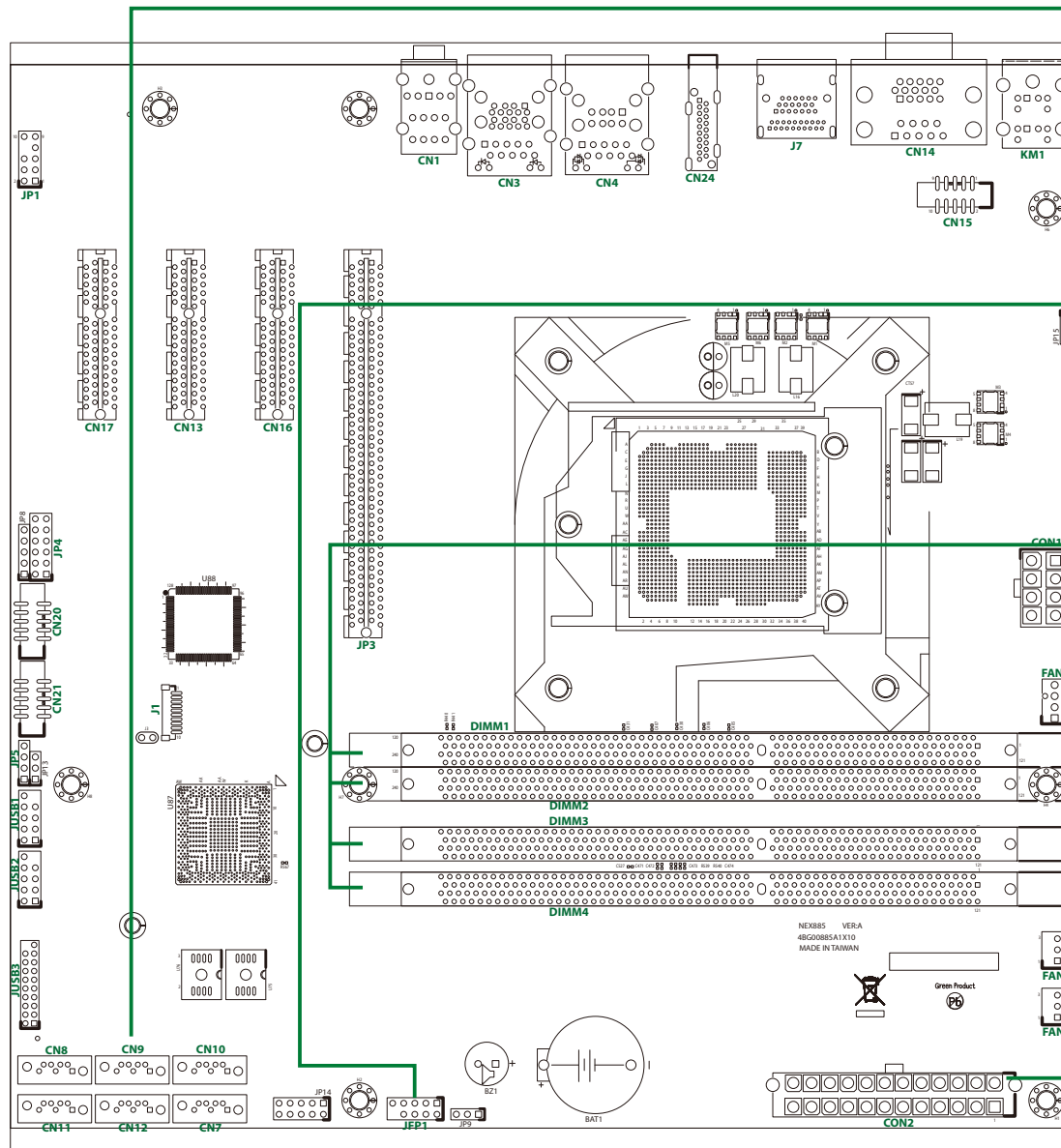


| Pin | Definition | Pin | Definition |
|-----|------------|-----|------------|
| 1   | NC         | 2   | DATA1+     |
| 3   | DATA0+     | 4   | DATA1-     |
| 5   | DATA0-     | 6   | GND        |
| 7   | GND        | 8   | StdA_SSTX+ |
| 9   | StdA_SSTX+ | 10  | StdA_SSTX- |
| 11  | StdA_SSTX- | 12  | GND        |
| 13  | GND        | 14  | StdA_SSRX+ |
| 15  | StdA_SSTX+ | 16  | StdA_SSRX- |
| 17  | StdA_SSTX- | 18  | 5VDUAL     |
| 19  | 5VDUAL     | 20  | NC         |

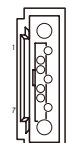


# NEX 885 Quick Reference Guide

Ver A. (P/N : 60177A0386X00)

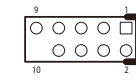


● CN7, CN8, CN9, CN10, CN11, CN12: SATA 3.0 connector (From PCH)



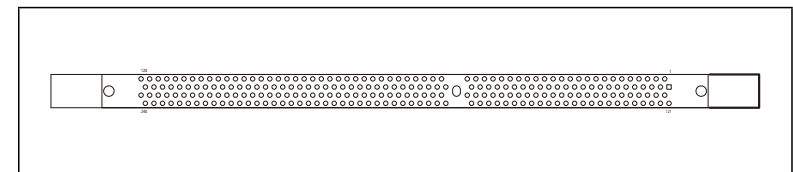
| Pin | Definition |
|-----|------------|
| 1   | GND        |
| 2   | SATA_TX_P  |
| 3   | SATA_TX_N  |
| 4   | GND        |
| 5   | SATA_RX_P  |
| 6   | SATA_RX_N  |
| 7   | GND        |

● JFP1: FP control connector

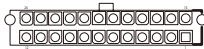


| Pin | Definition | Pin | Definition |
|-----|------------|-----|------------|
| 1   | SATA_LED_P | 2   | PWR_LED_P  |
| 3   | SATA_LED_N | 4   | GND        |
| 5   | GND        | 6   | PWRBT_N    |
| 7   | RST_BTN_N  | 8   | GND        |
| 9   | NC         |     |            |

● DIMM1, DIMM2, DIMM3, DIMM4 : DIMM socket



● CN2: ATX power connector (2x12)

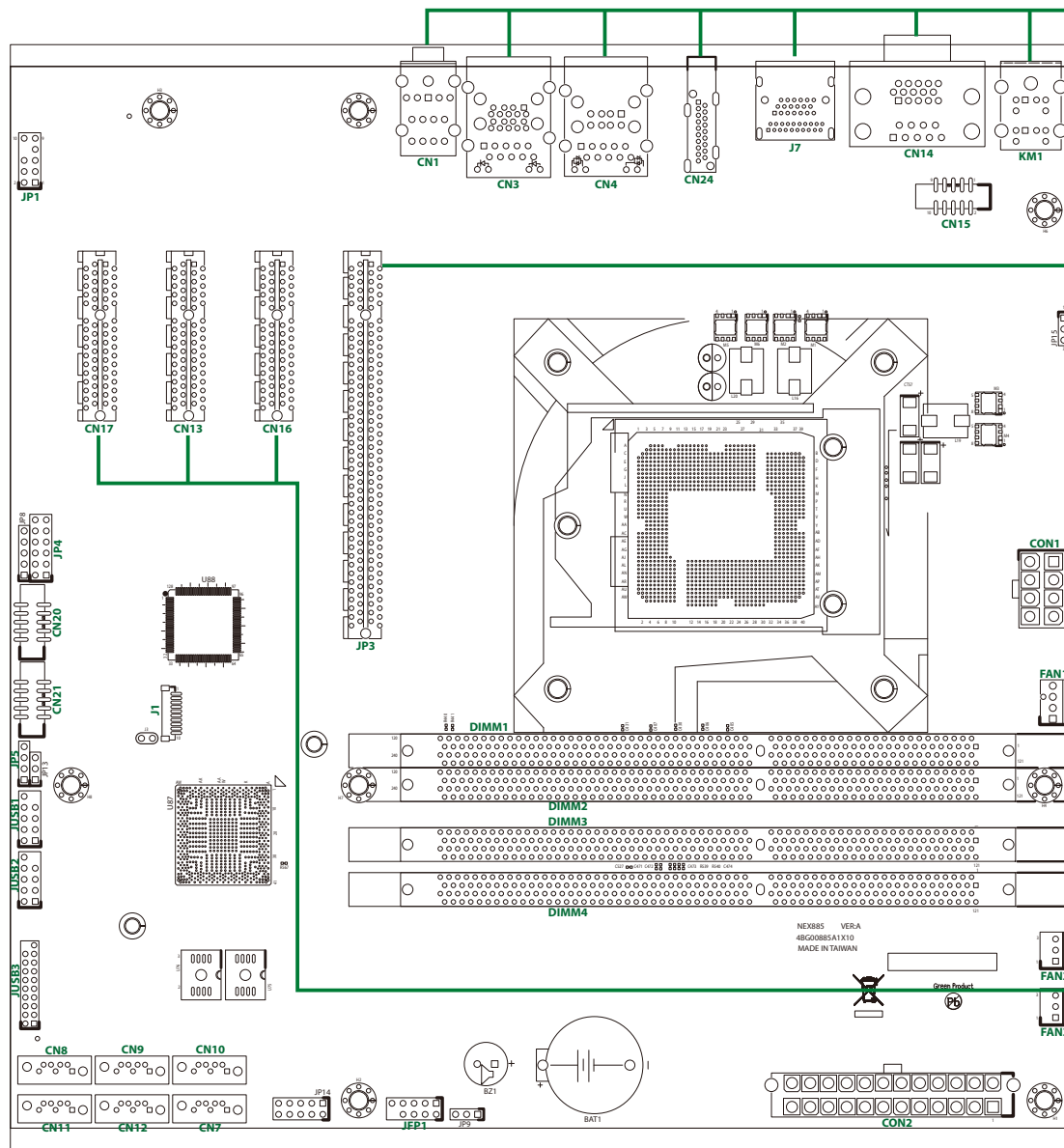


| Pin | Definition | Pin | Definition |
|-----|------------|-----|------------|
| 1   | VCC3       | 13  | VCC3       |
| 2   | VCC3       | 14  | NC         |
| 3   | GND        | 15  | GND        |
| 4   | VCC5       | 16  | PS-ON      |
| 5   | GND        | 17  | GND        |
| 6   | VCC5       | 18  | GND        |
| 7   | GND        | 19  | GND        |
| 8   | POWEROK    | 20  | NC         |
| 9   | 5VSB       | 21  | VCC5       |
| 10  | VCC12      | 22  | VCC5       |
| 11  | VCC12      | 23  | VCC5       |
| 12  | VCC3       | 24  | GND        |

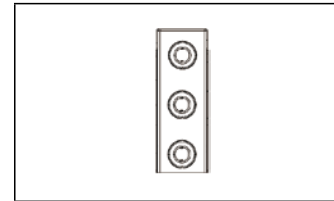


# NEX 885 Quick Reference Guide

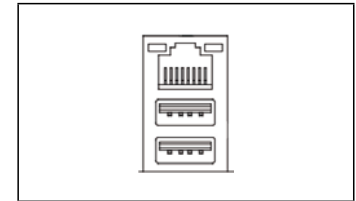
Ver A. (P/N : 60177A0386X00)



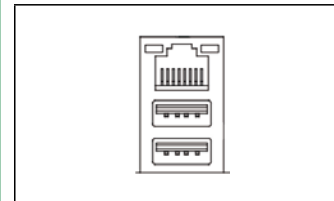
**CN1: Audio Connector**



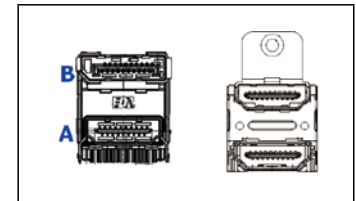
**CN3: Dual USB3.0 + LAN Connector**



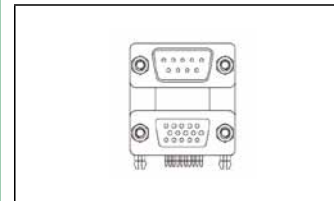
**CN4: Dual USB + LAN Connector**



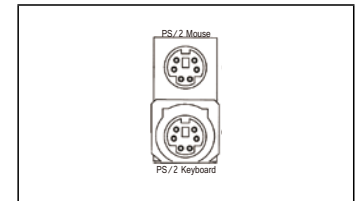
**J7, CN24: DP/HDMI Connector**



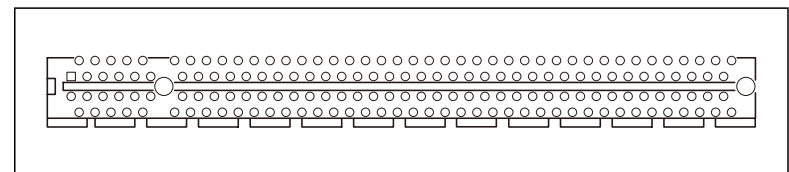
**CN14: VGA+COM1 Connector**



**KM1: PS/2 KB/MS Connector**



**JP3: PEG x 16 slot from CPU**



**CN13, CN16, CN17: PCIE x 4 slot**

